



**78 CEG**

# Construction Requirements



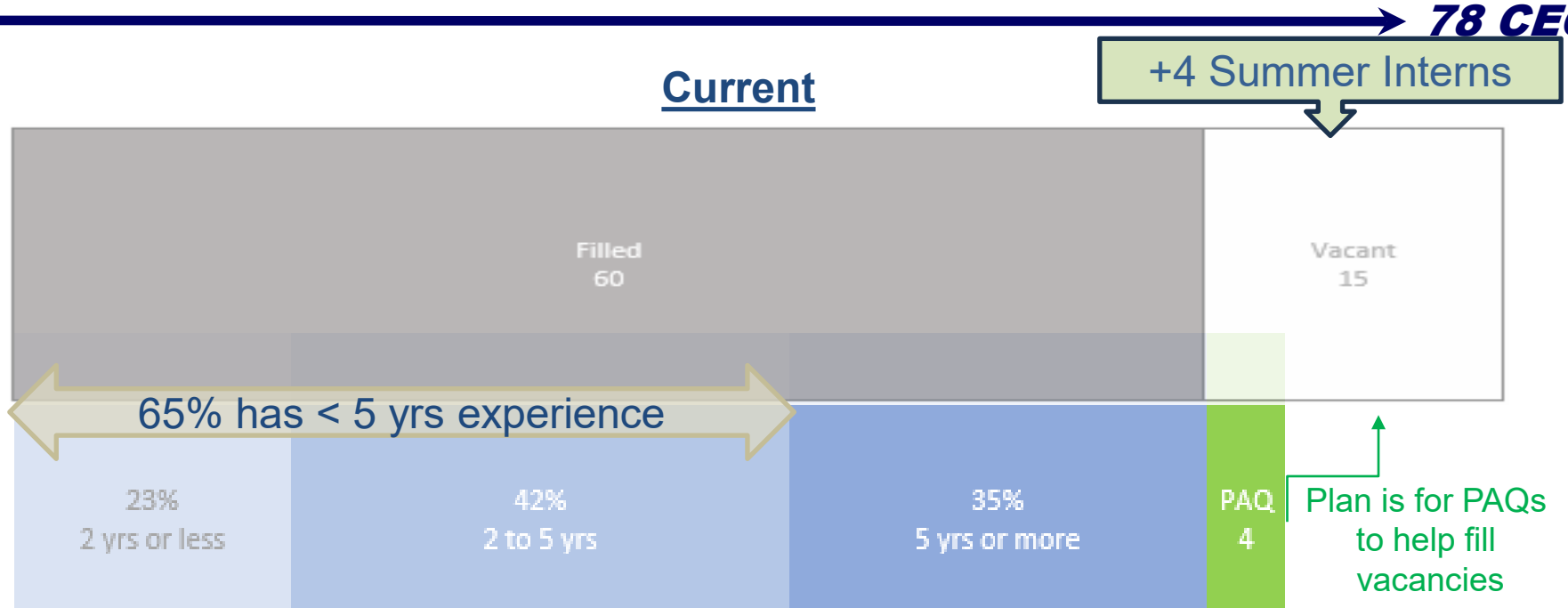
**Marshall S. Wall Jr., P.E.**  
Chief of Engineering  
Robins AFB, Georgia  
March 2024



# Manpower Breakout



78 CEG



## 2016





# Scope of Work



**78 CEG**

## ➤ Operate, Sustain, and Improve:

- 6,935 Acres
- 1151 Government Facilities
- 14.1M SF of Shop, Admin and Warehouse Space
- 92 Miles of Paved Roads
- 3.0M SY Aircraft Flight Line and Ramp Areas
- 600 Miles of Electrical, Water, Sewage, Gas Lines
- Total Replacement Cost = \$8.4B

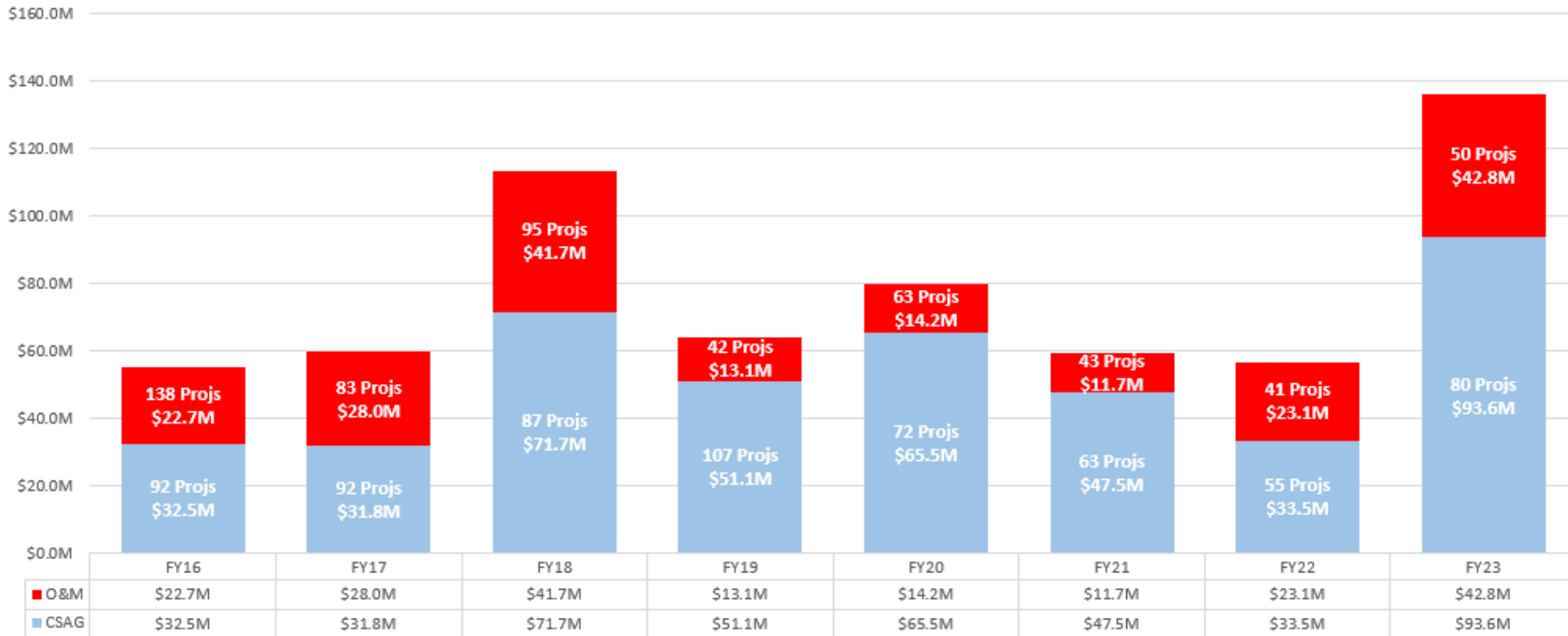
***Largest Industrial Complex in Georgia***



# Construction Program



**78 CEG**



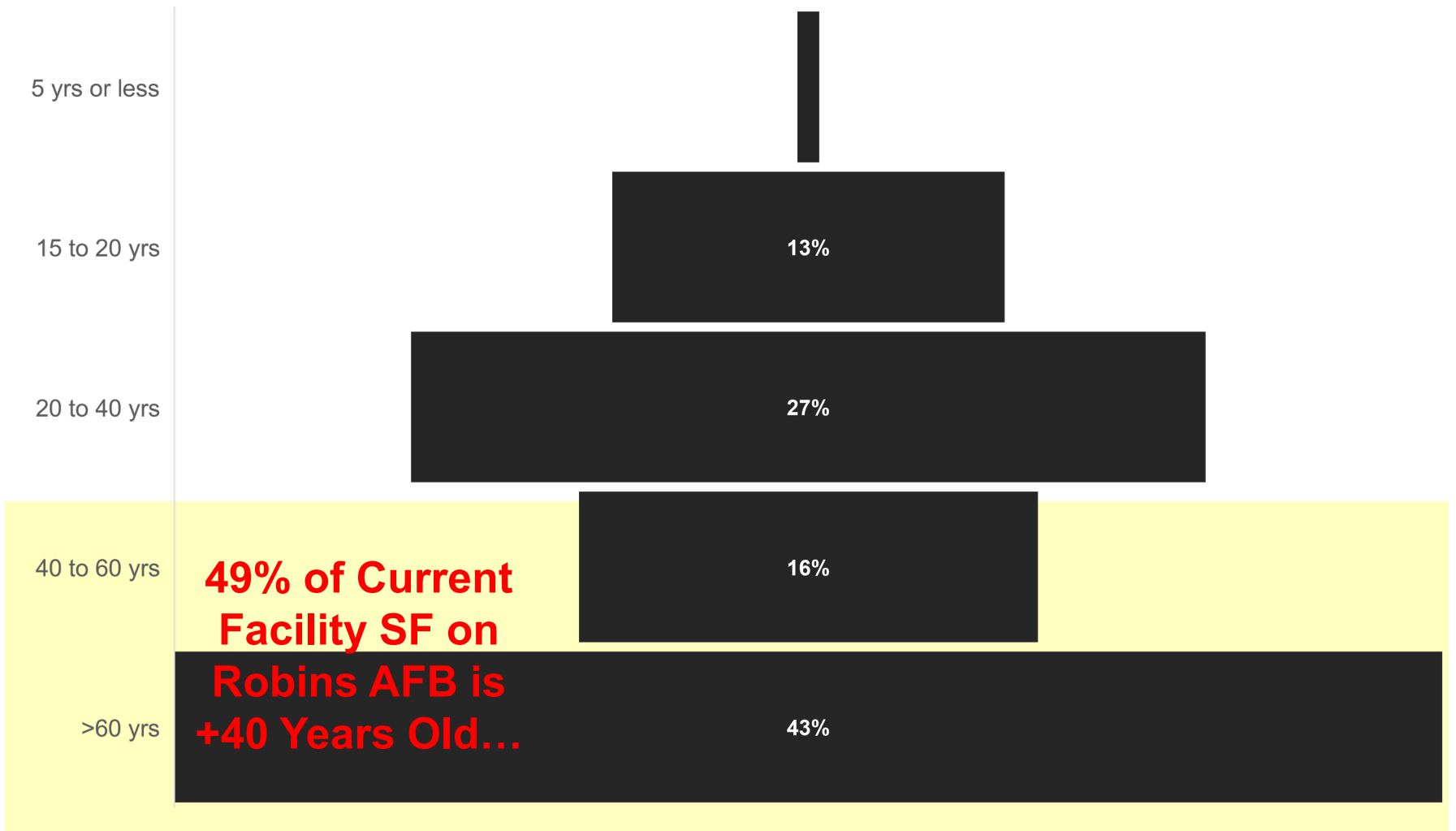
Operations and Maintenance (O&M)  
Consolidated Sustainment Activity Group (CSAG)



# RAFB Real Property Age



**78 CEG**





# FY24-26 Project Breakdown



78 CEG

Expected 3yr Program ~\$230M

Reno

Utility

Fire Prtn

HVAC

Addition

Other

Roof

D...

P..



# IDIQ Contracts



**78 CEG**

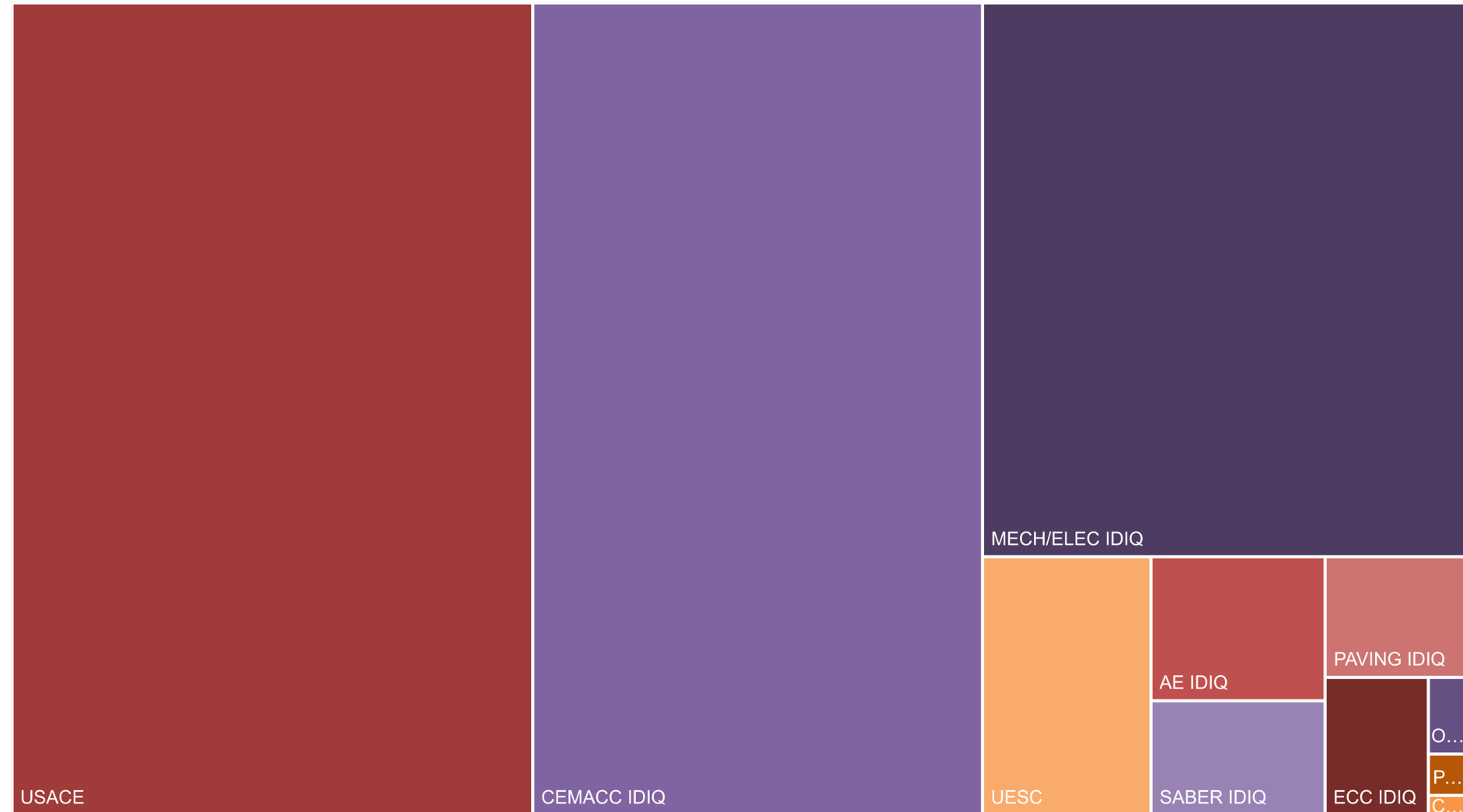
Title	Contract Years	Contract Expire	Contract Limit	Current Obligations	% Remaining
Mech/Elec	5	23-Apr-24	\$95M	\$64.8M	32%
CEMACC II	5	16-Sep-24	\$95M	\$92.4M	3%
SABER II	5	15-Sep-25	\$55M	\$8.2M	85%
Paving	5	23-Aug-26	\$40M	\$8.6M	79%
Paint	5	31-Aug-26	\$4M	\$2.2M	45%
AE II	5	21-Apr-26	\$30M	\$10.9M	64%
ECC	5	22-Jul-27	\$45M	\$9.1M	80%
CEMACC III	5	11-Apr-28	\$300M	\$50M	83%
Mech/Elec	5		\$95M		EAD. <i>~ Jul 2024</i> APR 2024



# FY24-26 Project Breakdown



**78 CEG**







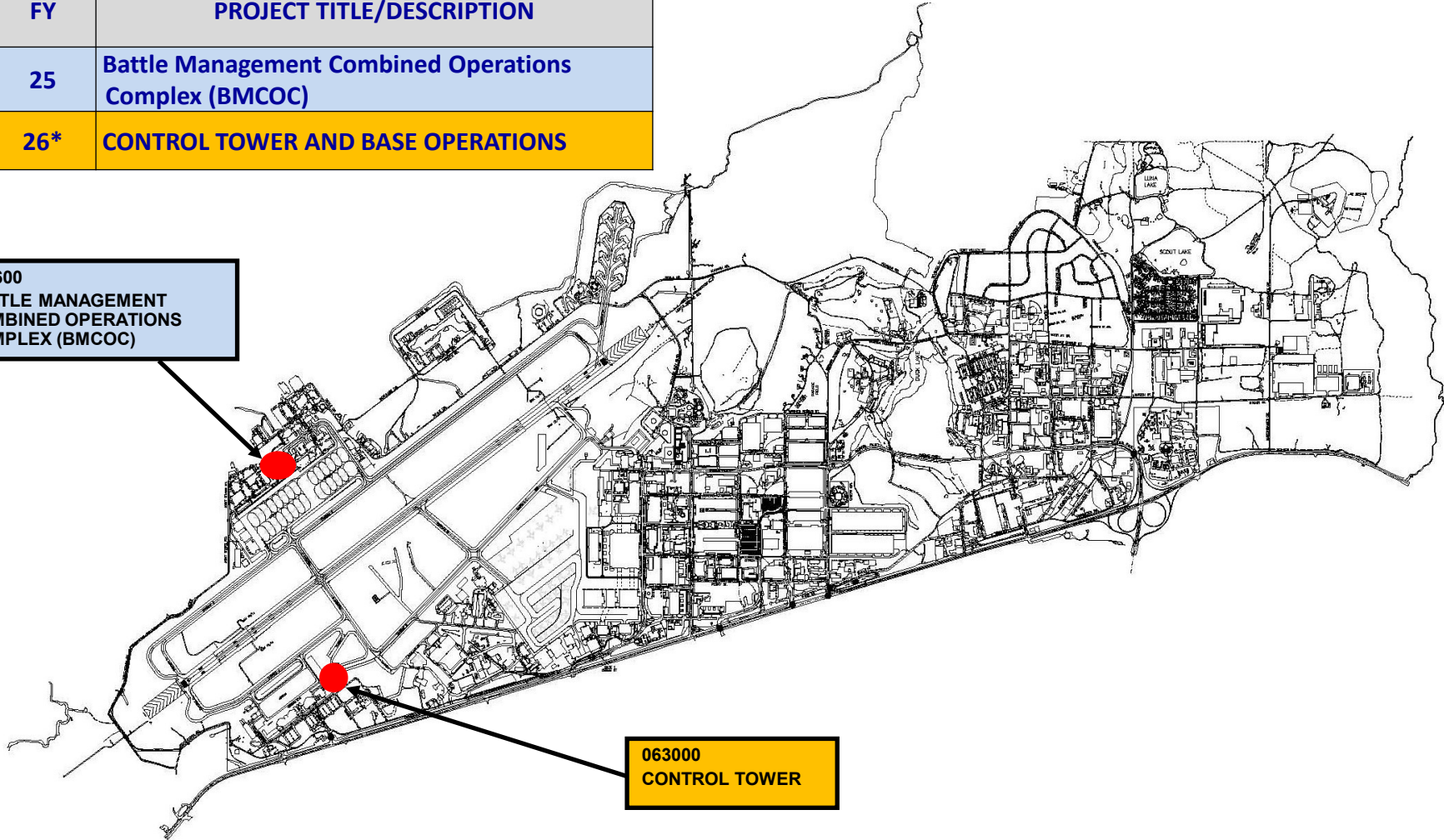
# MILCON Projects



**78 CEG**

FY	PROJECT TITLE/DESCRIPTION
25	Battle Management Combined Operations Complex (BMCOC)
26*	CONTROL TOWER AND BASE OPERATIONS

210600  
BATTLE MANAGEMENT  
COMBINED OPERATIONS  
COMPLEX (BMCOC)



063000  
CONTROL TOWER



# CEN Tools

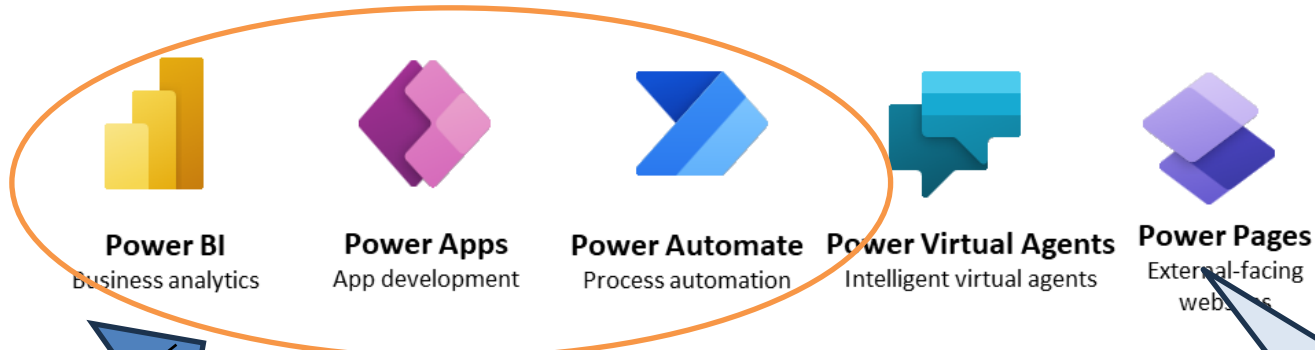


**78 CEG**

CEN Teams developing tools to aid with project management.

## Microsoft Power Platform

The low code platform that spans Microsoft 365, Azure, Dynamics 365, and standalone apps.



**THE BIG THREE**



Works with MS Teams and SharePoint!!!



# CEN Tools



**78 CEG**

## CEN AOP Report

Home  
Gate 1  
Gate 2  
Gate 3  
Gate 4  
Gate 5

**Current Projects**

1649 Gate 0	85 Gate1Q	16 Gate 1	20 Gate3Q	21 Gate3	17 Gate4Q	22 Gate 4	11 Gate5Q	93 Gate5
----------------	--------------	--------------	--------------	-------------	--------------	--------------	--------------	-------------

**Historic Average**

Gate 0 1.73K Days	Gate 1 41 Days	Gate 3 48 Days	Gate 4 103 Days	Gate 5 258 Days
-------------------------	----------------------	----------------------	-----------------------	-----------------------

**3 Month Average**

Gate 0 31 Count	Gate 1 35 Days	Gate 3 42 Days	Gate 4 85 Days	Gate 5 398 Days
-----------------------	----------------------	----------------------	----------------------	-----------------------

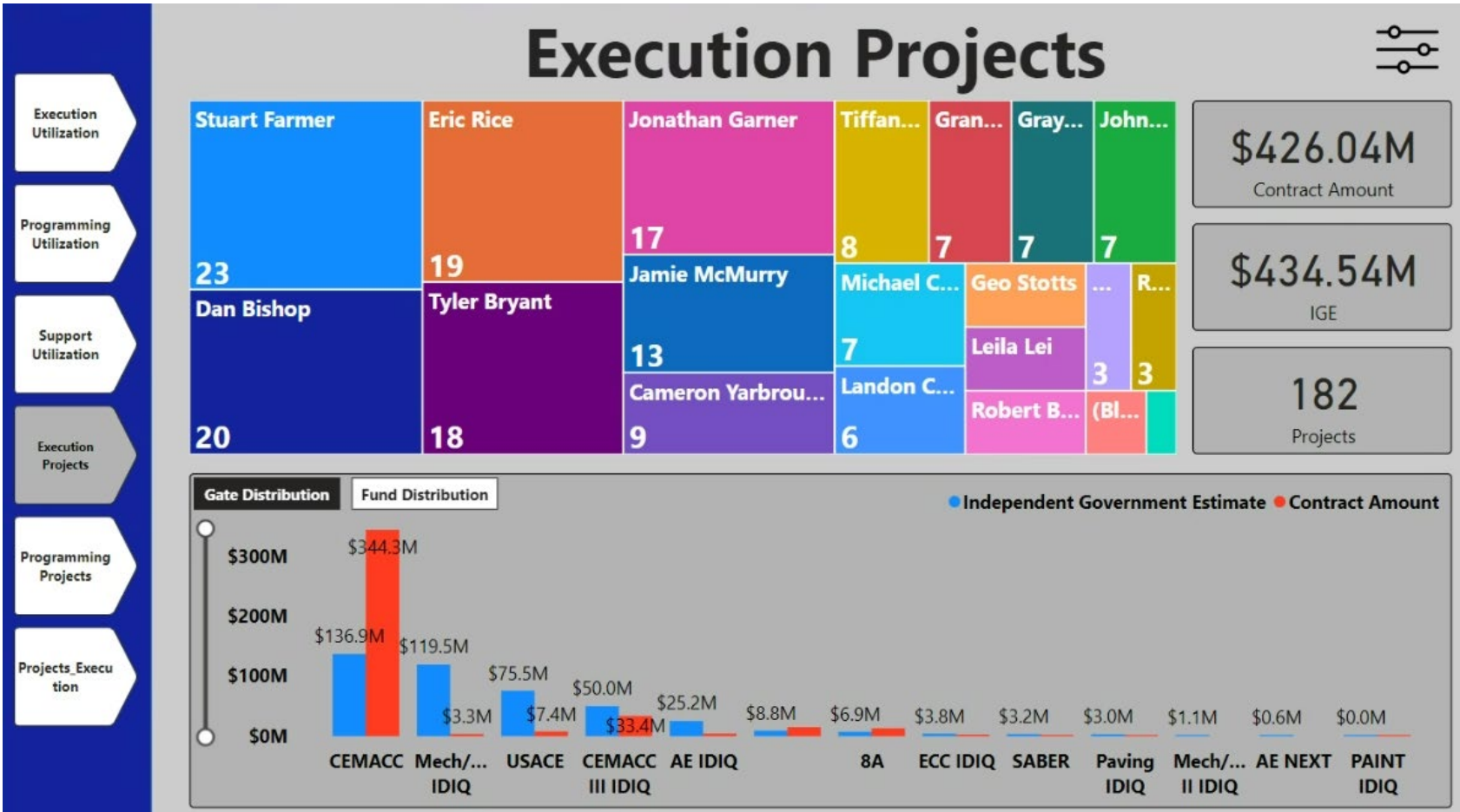
Updated: 6/5/2024



# CEN Tools



78 CEG





# Discussion/Questions



**78 CEG**

